

**KHSAA TITLE IX
ANNUAL REPORT SUBMISSION
STATUS REPORT
2007-2008**

KHSAA
Form T65
Revised 3/08

TO: KHSAA Member School Superintendents, Principals, and Athletic Directors

FROM: Brigid L. DeVries, Commissioner
Larry Boucher, Assistant Commissioner

Date: April 22, 2008

School	North Bullitt High School	Reviewed by	Gordon D. Bocock
--------	---------------------------	-------------	------------------

The following is a status report regarding the required 2007 - 2008 Title IX Annual Report submission of forms due into the KHSAA office by April 15, 2008. Appropriate KHSAA Audit Team personnel have reviewed these forms and the following is a summary of this review.

I. Checklist of Forms properly submitted in a satisfactory manner:

X	GE 19 (Annual Verification)	X	T-35 (Budget Expenses)
X	T-1 (Summary Program Chart 1)	X	T-36 (Budget Expenses)
X	T-2 (Summary Program Chart 2)	X	T-41 (Checklist – Overall Interscholastic Program)
X	T-3 (Summary Program Chart 3)	X	T-60 (Corrective Action Plan)
X	T-4 (Summary Program Chart 4)	X	T-63 (Interscholastic Survey Results)

II. Status

A.	X	2007 – 2008 Forms are satisfactory and no further information or action is necessary at this time.
B.		Errors have been noted with respect to the following forms:
C.		The following forms were omitted and must be submitted by school representatives:
D.		<p>According to the 2007-2008 data, the school appears to be meeting the standards established in:</p> <p><input type="checkbox"/> Test 1 (Athletic participation is proportionate to enrollment)</p> <p><input type="checkbox"/> Test 2 (History and continuing practice of program expansion)</p> <p><input checked="" type="checkbox"/> Test 3 (Full and effective accommodation of interests and abilities)</p>
E.		<p>Other Recommendation and Comments:</p> <p>The Gender Equity needs to look at the following potential red flag issues.</p> <ul style="list-style-type: none"> • The Gender Equity Committee needs to address the issues of having at least three committee meetings during the school year. Looking at the report indicates that you only had two meetings during the past year as the

		<p>third date listed (June 1, 2008) is after the school year. It is highly recommended that this committee meet once during each of the sports seasons (Fall – Winter – Spring. Many schools meet more that three times a year.</p> <ul style="list-style-type: none">• The Gender Equity Committee needs to look at the disparity in some sports receiving awards and others not receiving awards.• The Gender Equity Committee needs to address the disparity in spending in boys baseball and girls softball. The boys team spent \$3,679.00 more in equipment and supplies, \$1,862.00 more in travel and \$349.00 more in awards. According to the report the Girls Softball team received no awards.• Minutes of the next Gender Equity Committee should reflect the action taken in regard to each situation listed above.
--	--	---

NORTH BULLITT
HIGH SCHOOL



TITLE IX REPORT
2007-08

SUBMITTED
APRIL 15, 2008



**KENTUCKY HIGH SCHOOL ATHLETIC ASSOCIATION
2007-2008 ANNUAL VERIFICATION OF TITLE IX PROCEDURES**

*KHSAA Form GE19
Rev.12/07*

(To be submitted by April 15, 2008 along with other required forms)

The NORTH BULLITT High School, SHEPHERDSVILLE, Kentucky
(Name of High School) (City)

certifies to the Kentucky High School Athletic Association that the following is an accurate and true representation of the facts surrounding compliance with 20 U.S.C. Sections 1681-1688, et. Seq. (also known as Title IX)

I certify the following provisions in accordance with records at the school contained in the permanent Title IX file, at least one copy of which must be maintained in the Principal's office, and to the best of my knowledge have completed the following tasks.

Established a gender equity committee at the high school. (list committee personnel and provide attachment if necessary)

Name	Address	Phone	Title
(Supt., Principal, Student, Parent, Coach, Etc.)			
Lee Barger	2048 Hwy 44E Shepherdsville KY 40165	502 543 6250	Teacher/Coach
Bill Robinette	431 Springhouse Dr Lou. KY 40229	957 1874	Teacher/Coach
Angie Stillwell	12416 Kingsley Dr. Lou. KY 40229	957 3117	Parent
Marsha Kuffner	4816 Fox Chase Dr Shep KY 40165	955 8790	Parent
Greg Shewmaker	521 Meadowbrook Dr Shep KY 40165	543 9590	Parent
Betsy Heines	148 Running Creek Dr Shep KY 40165	955 5555	Student
Erin Keith	651 Heritage Hill Pkwy Shep KY 40165	531 0411	Student
Rob Williams	162 Madison Ct Mt. Washington KY 40047	538 3535	Assistant Principal/AD

Scheduled a minimum of three meetings during the 2007-2008 school year on the following dates:

Aug 12, 2007	Feb. 21, 2008	June 1, 2008

Designated the following person(s) as the Title IX coordinator for the school:

Name	Title	Address	Phone
Rob Williams	AP/AD	162 Madison Ct MW 40047	502 538 3535

Designated the following person(s) as the Title IX coordinator for the district:

Name	Title	Address	Phone
Susam Bibelhauser	Social Worker	1040 Hwy 44 E Shep 40165	502 543 2271

School personnel are continuing to make periodic reviews of the boys' and girls' athletics program reflected in the Corrective Action Plan.

In addition to the above information, the above referenced school maintains a complete permanent file relative to Title IX records including copies of the self-assessment audit, all corrective action plans, and other related materials.

Principal's Signature

4/15 2008
Date

Superintendent Signature

School Board Chairpersons' Signature

(Send original copy to KHSAA - Maintain duplicate in Title IX school folder)

2007-2008
ACCOMMODATION OF INTERESTS AND ABILITIES
SUMMARY PROGRAM CHART 1

KHSAA
 Form T1
 Rev.12/07

Participation Opportunities Test One

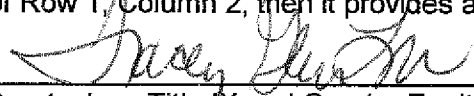
		(Column 1)	(Column 2)	(Column 3)	(Column 4)
	Program	Enrollment	Percentage of Total Enrollment	Number of Interscholastic Participants (double and triple count)	Percentage of Total Participation
Row 1	GIRLS	584	50.6 ✓	181	39.4 ✓
Row 2	BOYS	571	49.4 ✓	278	60.6
Row 3	Totals	1155 ✓	100%	459 ✓	100%

Instructions:

*Number of 8th grade students & below used in Column 3 and Column 4 calculations if applicable: 25

- 1) Determine the total number of girls enrolled, (place in Row 1, Column 1). Determine the total number of boys enrolled, (place in Row 2, Column 1).
- 2) Add the total number of girls and boys enrolled to determine total enrollment, (place in Row 3, Column 1).
- 3) Calculate the percentage of total enrollment that is female. (Divide Row 1, Column 1 by Row 3, Column 1 and place in Row 1, Column 2.) Calculate the percentage of total enrollment that is male. (Divide Row 2, Column 1 by Row 3, Column 1 and place in Row 2, Column 2.) Note: Row 1, Column 2 plus Row 2, Column 2 should total 100%.
- 4) Ask the head coaches to review the most updated eligibility or squad lists for their teams. Ask coaches to confirm the names of those individuals who are on the team as of the first **date of regular season competition**, and cross out the names of those who were cut from the team or quit the team prior to the first regular season competitive event. Determine the total number of interscholastic athletics participants that are girls, (and place in Row 1, Column 3). In order to determine the total number of athletics participants, an individual should be counted each time he or she participates on a team. For example, if Jane Doe competes on the varsity volleyball team, the junior varsity volleyball team, the junior varsity basketball team, and the varsity softball team, she should be counted as four participants (**do not include club or intramural sports participants, cheerleaders, dance teams, or pom squads**). Calculate the same way for boys and girls. * In addition, should 8th grade students and below play on a Freshman, Junior Varsity, or Varsity team, they should also be counted for each team and sport on which they participate. If applicable, please asterisk the above notation as to how many 8th grade students & below are included in the totals.
 Using the same procedure, determine the total number of interscholastic athletic participants that are boys, (and place in Row 2, Column 3). Add Row 1, Column 3 plus Row 2, Column 3 to get total participants and place in Row 3, Column 3.
- 5) Calculate the percentage of female participation. (Row 1, Column 3 divided by Row 3, Column 3 and place in Row 1, Column 4.) Calculate the percentage of male participation. (Row 2, Column 3 divided by Row 3, Column 3 and place in Row 2, Column 4.) Note: Row 1, Column 4 plus Row 2, Column 4 should total 100%.

Note: While being within three percent is not a formal compliance standard; if the percent listed in Row 1, Column 4 is within 3% of Row 1, Column 2, then it provides a good target within which compliance is likely.

Principal's Signature:  Date: 4/15/08

**2007-2008
ACCOMMODATION OF INTERESTS AND ABILITIES
SUMMARY PROGRAM CHART 2**


KHSAA
Form T2
Rev. 12/07

Participation Opportunities Test Two

		Column 1	Column 2	Column 3	Column 4	Column 5
Program		Number of Teams Currently Offered	Number of Participants	Number of Teams Added Since the beginning of the 2003-2004 School Year	Current Number of Participants for each team added Since the beginning of the 2003-2004 School Year	Percent of Total Participation By Sex Added Since the beginning of the 2003-2004 School Year
GIRLS	Row 1	varsity:	8	98	1	1
	Row 2	j.v.:	4	54	1	16
	Row 3	frosh:	2	29		
	Row 4	total:	14	181	2	17
BOYS	Row 5	varsity:	8	146	1	1
	Row 6	j.v.:	3	64		
	Row 7	frosh:	3	68		
	Row 8	total:	14	278	1	1

- 1) For Column 1, list the number of interscholastic teams offered for girls and boys at each competitive level (varsity, junior varsity, and freshman). For girls, total each of the entries in Rows 1, 2, and 3 into Row 4. For boys, total Rows 5, 6, and 7 into Row 8.
- 2) For Column 2, list the number of participants at each level. For girls, total each of the entries in Rows 1, 2, and 3 into Row 4. For boys, total Rows 5, 6, and 7 into Row 8. **Note:** The totals in Row 4 for girls and in Row 8 for boys must be the same as the totals in Form T-1, Column 3, Rows 1 and 2 respectively.
- 3) For Column 3, list the number of interscholastic teams that have been added in the last five years at each competitive level. Count each team added during the 5 year period only one time. e.g. Girl's junior varsity soccer was added 3 years ago, count the team only once, not 3 times. For girls, total the entries in Rows 1, 2, and 3 into Row 4. For boys, total Rows 5, 6, and 7 into Row 8.
- 4) For Column 4, list the number of participants that are **currently** on each level of the teams that were added in the last five years. If a team was added previously but no longer exists, there are no current participants to be added for that team. For girls, total the entries in Rows 1, 2, and 3 into Row 4. For boys, total Rows 5, 6, and 7 into Row 8.
- 5) For Column 5, calculate the percentage of participants that have been added in the last five years. For girls, take the number in Column 4, Row 4 and divide by the number in Column 2, Row 4. For boys, take the number in Column 4, Row 8 and divide it by the number in Column 2, Row 8.

Note: If the percentage of current participants added in the last five years is 25% or greater, compliance with Test Two may be possible. If less than 25%, then compliance with Test Three should be analyzed. **CAUTION:** 25% is not a formal compliance standard.

Principal's Signature:  Date: 4/15/08

2007-2008
ACCOMMODATION OF INTERESTS AND ABILITIES
SUMMARY PROGRAM CHART 3

KHSAA
 Form T3
 Rev. 12/07

Participation Opportunities Test Three


FOR ANY QUESTION ANSWERED "YES" IDENTIFY THE RESPECTIVE SPORT(S).

	GIRLS (Yes / No)	BOYS (Yes / No)
1. For a sport <u>not</u> currently offered in your interscholastic athletics program, is there sufficient interest to form a viable interscholastic team based on participation on an intramural team.	n/a	n/a
2 For a sport <u>not</u> currently offered, is there sufficient interest, based on the responses to your most recent Student Interest Survey, to form a viable interscholastic team for a sport not currently offered. If yes, what sport?	lacrosse	wrestling
3. For a sport currently offered at the junior varsity or freshman level is there sufficient interest, based on your most recent Student Interest Survey, to form a varsity team not currently offered?	n/a	n/a
4. For a sport currently offered at the varsity level only, is there sufficient interest, based on your most recent Student Interest Survey, to form a viable team for a junior varsity or freshman team that is not currently offered?	no	no
5. If you answered YES to question (1), (2), (3), or (4), are there enough high schools in the geographic area offering the sport (at the appropriate level) to allow for the development of a reasonable schedule of competition?	no	yes

Plans to Address Interest:

Begin exploratory measures for wrestling for school year 09-10

Organizational meetings, cost analysis, posting of wrestling coaching position, fundraising


Principal's Signature :  Date: 4-18-08

2007-2008
ACCOMODATION OF INTERESTS AND ABILITIES
SUMMARY PROGRAM CHART 4

Levels of Competition Test One

		Column 1	Column 2	Column 3
Girls	Team Levels	Number of Teams Currently Offered	Number of Participants	Percentage of Participants at Each Level
Row 1	varsity:	8	98	54.1%
Row 2	j.v.:	4	54	29.8%
Row 3	frosh:	2	29	16.1%
Row 4	total:		181	100%
Boys				
Row 5	varsity:	8	146	52.5%
Row 6	j.v.:	3	64	23.0%
Row 7	frosh:	3	68	24.5%
Row 8	total:		278	100%

- 1) Column 1, list the number of interscholastic teams offered for girls and boys at each competitive level; varsity, junior varsity, and freshman. (Refer to Form T-2, Accommodation of Interests and Abilities, Summary Program Chart 2, Column 1.)
- 2) For Column 2, list the number of participants at each level. For girls, total the entries in Rows 1, 2, and 3 into Row 4. For boys, total the entries in Rows 5, 6, and 7 into Row 8. (Refer to Form T-2, Accommodation of Interests and Abilities, Summary Program Chart 2, Column 2.)
- 3) For Column 3, calculate the percentage of female and male participants at each level.
For girls' varsity, junior varsity, and frosh, respectively:
 - Divide Column 2, Row 1 by Column 2, Row 4, and place the percentage in Column 3, Row 1
 - Divide Column 2, Row 2 by Column 2, Row 4, and place the percentage in Column 3, Row 2.
 - Divide Column 2, Row 3 by Column 2, Row 4, and place the percentage in Column 3, Row 3.
 -
 For boys' varsity, junior varsity, and frosh, respectively:
 - Divide Column 2, Row 5 by Column 2, Row 8, and place the percentage in Column 3, Row 5.
 - Divide Column 2, Row 6 by Column 2, Row 8, and place the percentage in Column 3, Row 6.
 - Divide Column 2, Row 7 by Column 2, Row 8, and place the percentage in Column 3, Row 7.

Principal's Signature:  Date: 4-15-08

2007-2008 KHSAA TITLE IX ATHLETICS AUDIT

KHSAA
Form T41
Rev. 12/07

Checklist - Overall Interscholastic Athletics Program

DIRECTIONS:

For the Areas of Compliance (Opportunities and Benefits) listed on the left hand side of the page, place a checkmark under the appropriate column identifying whether your school provided an advantage to the Girls' Program, or to the Boys' Program or to Neither Program. A review of T-35 and T-36 spending patterns might be helpful in completing this form.

Areas of Compliance:	ADVANTAGE TO:		
	GIRLS' PROGRAM	BOYS' PROGRAM	NEITHER PROGRAM
OPPORTUNITIES			
Accommodation of Interest and Abilities			X
BENEFITS			
Equipment and Supplies			X
Scheduling of Games and Practice Time			X
Travel and Per Diem Allowances			X
Coaching			X
Locker Rooms, Practice and Competitive Facilities			X
Medical and Training Facilities and Services			n/a
Publicity			X
Support Services			X
Athletic Scholarships			X
Tutoring			X
Housing and Dining Facilities and Services			n/a
Recruitment of Student Athletes			n/a

If an advantage is shown, corrective action should be shown on T-60 (Corrective Action Plan).

Principal's Signature:  Date: 4-15-08

**2007-2008
ACTUAL EXPENDITURES - PROGRAM COMPARISON CHART 1
TO INCLUDE BOOSTER CLUB FUNDING**

	equipment and supplies		travel		awards		coaches' salaries (to include supplemental and extended employment; dollar amount required)			facilities improvements		publications (if sport-specific)	
	Expenditures		Expenditures		Expenditures		Expenditures			Expenditures		Expenditures	
	School	Booster	School	Booster	School	Booster	School	# Coaches for all levels / # Teams for all levels	School	Booster	School	Booster	School
G basketball	4288	7548	1356	1788	305		15877	3 / 3					
B basketball	4749	4864	4820	332	480	445	15877	3 / 3					
G softball	3679	5719	3045		?		6837	3 / 3			459		
B baseball	7007	9132	4907		349		6837	3 / 3			825		
G cross country	152		154		20		1349	1 / 1					
B cross country	152		80		20		1349	1 / 1					
G golf	325		97		25		1349	1 / 1					
B golf	325		160		25		1349	1 / 1					
G soccer	1467		743	270		278	4740	2 / 2	0	550			
B soccer	205		615		50		3762	1 / 1		175			
G swimming	25		0		10		1700	1 / 1					
B swimming	25		0		10		1700	1 / 1					

1. Total expenditures on T-35 and T-36 on the 2007-2008 year report due by April 15, 2008, should reflect the total monies spent (rounded off to nearest dollar) for the entire school year of 2006-2007 ending June 30, 2007.

2. Booster Club Funding/Contributions must be included in the above expenditures total. (Note: It is illegal for coaches to be paid by Booster Clubs - Reference KHSAA Bylaw 27)

Principal's Signature: _____

Deeey D... [Signature]

Date: _____

4-15-08

**2007-2008
ACTUAL EXPENDITURES - PROGRAM COMPARISON CHART 2
TO INCLUDE BOOSTER CLUB FUNDING**

	equipment and supplies		travel		awards		coaches' salaries (to include supplemental and extended employment; dollar amount required)		facilities improvements		publications (if sport-specific)	
	Expenditures		Expenditures		Expenditures		Expenditures		Expenditures		Expenditures	
	School	Booster	School	Booster	School	Booster	School	# of Coaches for all levels / # of Teams for all levels	School	Booster	School	Booster
G track	200		690		238		2678	2 / 1				
B track	200		690		238		2678	2 / 1				
G tennis	410		75		50		1349	1 / 1				
B tennis	410		75		45		1349	1 / 1				
G volleyball	521	2152	1277		70	882	3762	2 / 2				
B wrestling												
G (list sport)												
B football	15764	7684	2937		840	546	23822	6 / 3	1234	216		
G (list sport)												
B (list sport)												

1. Total expenditures on T-35 and T-36 on the 2007-2008 year report due by April 15, 2008, should reflect the total monies spent (rounded off to nearest dollar) for the entire school year of 2006-2007 ending June 30, 2007.

2. Booster Club Funding/Contributions must be included in the above expenditures totals.

Indicate percentage of total expenditures for each gender: (If disparities are obvious, list on your Corrective Action Plan (T-60) what action you will take to correct the problem).

Gender	Expenditures	Percentage
Boys	\$ 122,337 278	61.1%
Girls	\$ 77,883 181	38.9%
Total:	\$ 200,220	100%

Principal's Signature: *[Signature]* Date: 4-15-08

SCHOOL NAME

North Bullitt

2007-2008

TITLE IX

CORRECTIVE ACTION PLAN

DIRECTIONS:

1. For Column 1, indicate the intended area (Opportunities or Benefits) which needs corrective action in order to achieve gender equity. For Column 2, write the suggested change or activities that will correct the area in need of alteration. For Column 3, include the estimated completion date for the changes or activities.
2. It is possible to attain compliance with Title IX and no longer need "corrective" action. However, the KHSAA strongly encourages compliant schools to identify items for improvement (Column 1), activities to accomplish the improvement (Column 2) and a timetable for completion (Column 3) that will strengthen the athletic program.
3. You may copy this form as needed. Please attach corrective action plans along with audit forms and submit by April 15, 2008.

COLUMN 1 ITEM FOR CORRECTION/ IMPROVEMENT	COLUMN 2 SUGGESTED CHANGE/ ACTIVITIES	COLUMN 3 TIME TABLE FOR CORRECTIVE ACTION/ AND OR COMPLETION DATE
Develop frosh volleyball team	Have already hired coach for team for 08-09	July 15, 2008
Explore the possibility of forming wrestling program	Organizational meetings, posting coaching vacancy	Fall of 2009

Principal's Signature: *Sharon H. [Signature]* Date: 4-15-08



**2007-2008 INTERSCHOLASTIC
ATHLETICS SURVEY**
Summary of Student Responses

KHSAA
Form T63
Rev.12/07

School Name: NORTH BULLITT

Enrollment
(9-12 Grade): (SHOULD AGREE WITH FORM T-1, COLUMN 1, ROW 3)

1155

901 Number of 9-11 Grade Students Surveyed:

302 Number of 8th Grade Students Surveyed:

Date: April 14, 2008

Completed By: Rob Williams

Instructions:

1. Summarize the Student Athletics Interest Surveys Form T-61 by listing the total number of responses on the line next to each sport.
2. Under the Other Category please provide a listing of the sports as well as the number of students who are interested in participating.
3. Please sign and date this Summary Form (T-63) and mail this Summary Form only to the KHSAA by April 15, 2008. Do not mail the student surveys (Form T-61). However, these Forms should be maintained in your files in the event they are requested subsequently.

1203 Number of Surveys

971 Total Returned (*A minimum of 80% return is expected*)

8-11 Grades Surveyed (*Should be grades 9-11 and 8th grade if school has a feeder system*)

How Was The Survey Administered? First Period
(e.g. was it given in all English classes, or all home rooms, or advisee/advisor?)

KHSAA Sanctioned Fall Sports (*List Total Number of Participation Responses*)

84 Cross Country (Girls)

72 Cross Country (Boys)

141 Football (Boys)

57 Golf (Girls)

58 Golf (Boys)

89 Soccer (Girls)

64 Soccer (Boys)

95 Volleyball (Girls)

Winter Sport (*List Total Number of Participation Responses*)

<u>113</u>	Basketball (Girls)
<u>175</u>	Basketball (Boys)
<u>42</u>	Indoor Track (Girls)
<u>52</u>	Indoor Track (Boys)
<u>98</u>	Swimming & Diving (Girls)
<u>75</u>	Swimming & Diving (Boys)
<u>115</u>	Wrestling (Boys)

Spring Sport (*List Total Number of Participation Responses*)

<u>148</u>	Baseball (Boys)
<u>121</u>	Fast Pitch Softball (Girls)
<u>76</u>	Tennis (Girls)
<u>68</u>	Tennis (Boys)
<u>118</u>	Track (Girls)
<u>142</u>	Track (Boys)

Non-KHSAA Championship Sports (*From Student Survey T-61 Question 10*)

<u>83</u>	Archery
<u>62</u>	Field Hockey
<u>99</u>	Bowling
<u>29</u>	Gymnastics (Boys)
<u>78</u>	Gymnastics (Girls)
<u>76</u>	Ice Hockey
<u>71</u>	Lacrosse (Boys)
<u>108</u>	Lacrosse (Girls)
<u>54</u>	Rifle
<u>51</u>	Rodeo
<u>75</u>	Slow Pitch Softball
<u>42</u>	Volleyball (Boys)
<u>49</u>	Water Polo
<u>109</u>	Weightlifting

Number of Students who participate in Intramural Sports
(*From Student Survey T-61 Question 5*)

<u>Sport</u>	<u>Number</u>
Bowling	24
Weightlifting	35

List Intramural Sports students are interested in adding:

(From Student Survey T-61 Question 6)

<u>Sport</u>	<u>Number</u>
Lacrosse	37
Field Hockey	31
Rugby	29
Boxing	47

Participation in Non-School Sports Activities

(From Student Survey T-61 Question 7)

<u>Sport</u>	<u>Number</u>
Basketball	77
Baseball	45
Softball	28


Reasons for not participating in interscholastic athletics

(From Survey Question 8)

- 189 I prefer other activities such as band, chorus, etc.
- 241 I don't have time
- 99 The practice schedules and game times are inconvenient
- 67 The sport I like isn't offered
- 182 It's too expensive
- 79 I prefer to participate in club or intramural sports
- 102 Working
- Other:

Student Suggestions to encourage participation

- Less Practice Time
- New Coaches
- More advertisement



Principal's Signature

4-15-08

Date